

September 28, 2010

Memo:

From: Brad Sleeper, General Manager

RE: Chemical Resistance testing for SPD Protector.

Lythic Solutions generated concrete samples that were diamond polished to 400 densified with Lythic Densifier, and sealed with Lythic SPD Protector. The samples were tested by Professional Services Industries, Portland Oregon, for chemical resistance with liquids known to stain and etch polished concrete floors. Our intention was to prove that SPD is effective in protecting better than the current acrylic co polymer or waxed based "guard" products that are marginally effective at best.

The results show that SPD Protector will stop penetration of acids and oils to prevent damage previously associated with commercial polished concrete floors.

The test results confirm our expectation that SPD Protector will provide the durability and performance required for floors in commercial and institutional environments to fulfill on the original promise of polished concrete.

September 28, 2010

Project #0689371-1
Report #0689371-001c
Key Code #8413

Mr. Brad Sleeper
Lythic Solutions
P.O. Box 5028
Vancouver, Washington 98668

Dear Mr. Sleeper:

Re: Chemical Resistance Testing

This report documents the results of chemical resistance testing conducted on samples treated and submitted by Lythic Solutions. All testing and evaluation was conducted by Professional Services Industries, Inc., (PSI) personnel.

Summary.

Both samples subjected to chemical resistance testing show no signs of permanent staining or damage.

PSI performed a chemical staining study on blocks treated and provided by Lythic Solutions. The type of treatment was not disclosed to PSI at the time of testing, however it was identified after testing as shown in the attached letter. Each sample surface was divided in half with different treatments on each side. The following chemicals were applied to each sample area:

1. Motor Oil
2. Brake Fluid
3. Vinegar
4. Red Wine
5. Acetone
6. Muriatic Acid (30% HCl)

Each block face was divided into six (6) sections. Each section was designated for a set time of exposure (1, 3 and 24 hours) to the above chemicals. 1-3 drops of each chemical were placed in each section. See Picture #1.

After each time interval the designated section was cleaned of its exposed chemical using a dry paper towel. Cleaning consisted of 1-2 simple wipes, with no excessive rubbing. Photographs are shown in Tables 1-3, with observed areas located within approximate blue borders.

Picture 1: Test Locations on Polished Block




Table 2: 3 Hour Observation Photos






Table 3: 24 Hour Observation Photos



Samples were returned to Lythic for cleaning and then returned to PSI for evaluation. The method of cleaning is described as "*burnishing with a diamond impregnated fiber pad....*". (see attached letter). Both samples show no signs of permanent staining or damage.

We appreciate the opportunity to be of service for this evaluation, and look forward to assisting you in the future. Please don't hesitate to call us at 800 783-6985 or 503 289-1778 if you have any questions.

Sincerely,



Marcel de Hoog
Project Engineer
Mechanical Testing Services
503 978-4734
marcel.dehoog@psiusa.com



Denis Dmitriyev
Engineering Technician
Mechanical Testing Services
503 978-4741
denis.dmitriyev@psiusa.com

attachments: Lythic letter

Services performed for this project have been conducted with that level of care and skill ordinarily exercised by members of the profession currently practicing in this area under similar budget and time restraints. No warranty, expressed or implied, is made. The included test results apply only to the specific samples tested and may not represent the entire product. This report was prepared pursuant to the contract PSI has with Lythic Solutions. That contractual relationship included an exchange of information about the project that was unique and between PSI and its client and serves as the basis upon which this report was prepared. Because of the importance of the communication between PSI and its client, reliance or any use of this report by anyone other than Lythic Solutions, for whom it was prepared, is prohibited and therefore not foreseeable to PSI. Reliance or use by any such third party without explicit authorization in the report does not make said third party a third party beneficiary to PSI's contract with Lythic Solutions. Any such unauthorized reliance on or use of this report, including any of its information or conclusions, will be at the third party's risk. For the same reasons, no warranties or representations, expressed or implied in this report, are made to any such third party. Reports may not be reproduced, except in full, without written permission of PSI.

g:\groups\689\marcel\2010\Reports\lythic testing 9.10g



Marcel de Hoog
Department Manager
Mechanical Services
PSI – Portland
6032 North Cutter Circle
Suite 480
Portland, Oregon 97217

October 15, 2010

Marcel,

For the purposes of filling out your report, I am reporting how we treated the samples PSI tested, and in the case of the samples tested for stain penetration and etching, what we did afterwards to remove the residue and revive the shine.

Sample Prep: Concrete samples for the C501 test were cleaned and lightly abraded with a sanding screen. Lythic Densifier was applied as needed to keep the surface wet for 15 minutes. After drying the top was burnished with a coarse fiber pad and Lythic SPD protector was applied. 24 hours later the surface was burnished. Testing was done after a full cure in 3 days.

Sample Prep for stain and etching tests were processed with diamond tooling to an 800 polish. They were chemically treated with Lythic Densifier and Lythic SPD Protector.

Follow up to stain and etching test was burnishing with a diamond impregnated fiber pad that removed chemical residues and restored shine.

These are all the steps that we took to process the samples tested by PSI.

Brad Sleeper
Lythic Solutions

Table 1: 1 Hour Observation Photos

